

Covid 19 Worldwide Analysis - KPIs



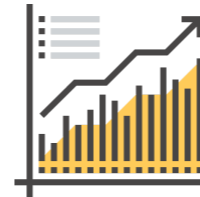
Worldometers
Today &
Yesterday



Worldometers
Key Metrics By
Continent



Humdata
Cases, Deaths
and Recoveries



Humdata Daily
Analysis By
Month



Humdata Total
Cases



Humdata Total
Deaths



Humdata Total
Recoveries



Data Sources &
Validation



Thanks
and Change
Control



Power BI
YouTube
Channel



EiB Covid 19
Excel Model

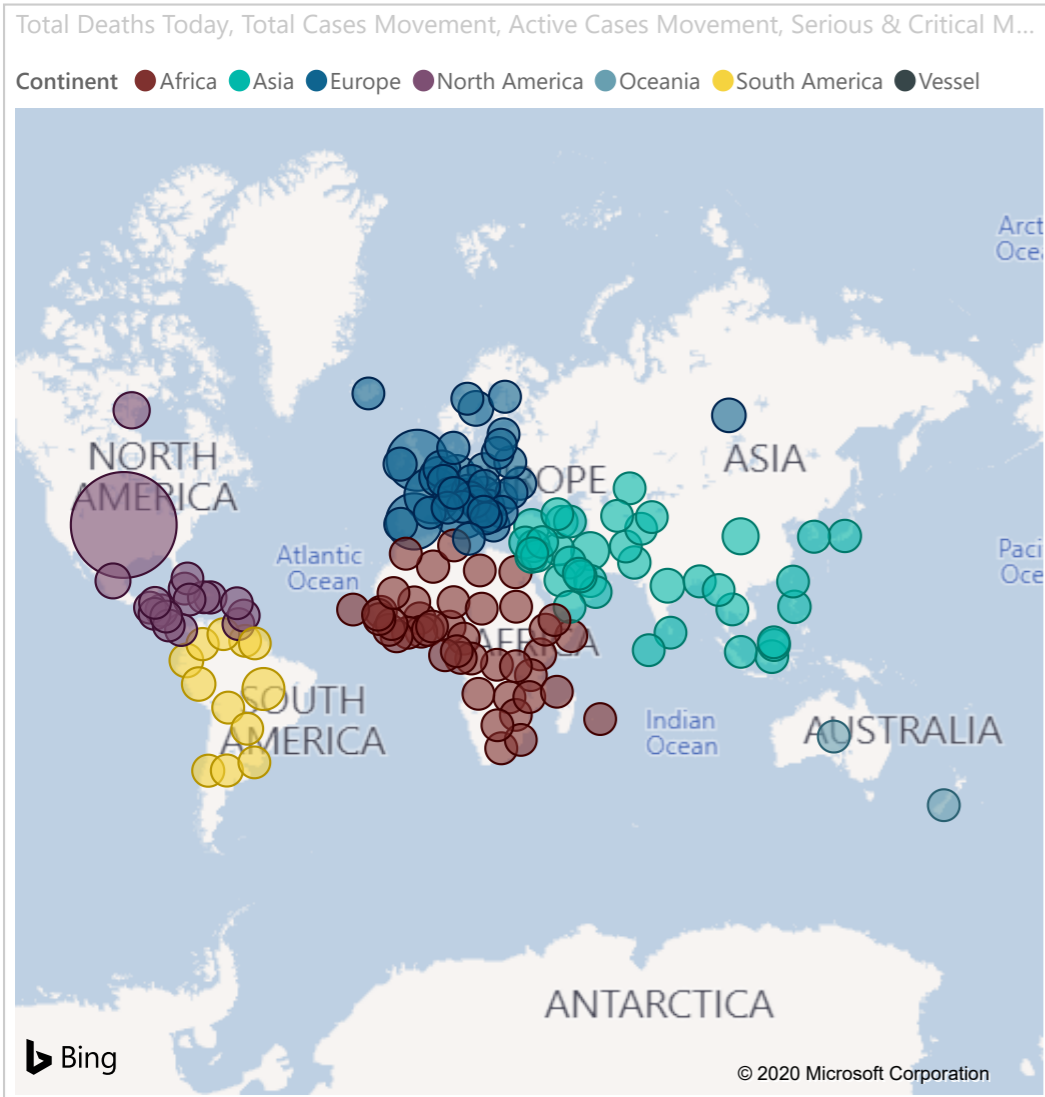
[Register Power BI Interest](#)

Continent, Country, Country/...



Today's Date
11 May 2020

Yesterdays Date
10 May 2020



TODAY	YESTERDAY	CHANGE	% CHANGE
4,198,407 Total Cases Today	4,178,154 Total Cases Yesterday	20,253 New Cases	0.48% New Cases % Change
284,102 Total Deaths Today	283,734 Total Deaths Yesterday	368 New Daily Deaths	0.13% New Deaths % Change
47,039 Serious & Critical Today	47,040 Serious & Critical Yeste...	-1 New Serious & Critical	-0.00% New Serious % Change
48,270,108 Total Tests Today	47,864,506 Total Tests Yesterday	405,602 New Tests	0.85% New Tests Change %
1,500,073 Recovered Today	1,489,850 Recovered Yesterday	10,223 New Recoveries	0.69% Recoveries Change %



Highest Deaths

Highest Deaths Per 1M Population

Highest Cases Per 1M Population

Highest Tests Per 1M Population

Africa

Country	Total Deaths	Total Deaths Per 1M Pop	Total Cases Per 1M Pop	Total Tests Per 1M Pop
Egypt	525	5	92	879
Algeria	502	11	131	148
South Africa	194	3	169	5,755
Morocco	188	5	164	1,786
Nigeria	143	1	21	116
Cameroon	114	4	97	

Asia

Country	Total Deaths	Total Deaths Per 1M Pop	Total Cases Per 1M Pop	Total Tests Per 1M Pop
Iran	6,640	79	1,281	6,985
China	4,637	4	267	22,448
Turkey	3,786	45	1,644	16,251
India	2,212	2	49	1,213
Indonesia	991	4	52	590
Philippines	726	7	101	1,580

Europe

Country	Total Deaths	Total Deaths Per 1M Pop	Total Cases Per 1M Pop	Total Tests Per 1M Pop
UK	31,919	975	14,579	223,590
Italy	30,560	505	3,623	42,439
Spain	26,621	569	5,661	52,781
France	26,380	404	2,711	21,213
Belgium	8,707	751	4,612	50,451
Germany	7,569	90	2,051	32,891

North America

Country	Total Deaths	Total Deaths Per 1M Pop	Total Cases Per 1M Pop	Total Tests Per 1M Pop
USA	80,787	244	4,133	28,533
Canada	4,870	129	1,824	30,099
Mexico	3,465	27	272	1,016
Dominican Republic	388	36	954	3,928
Panama	244	57	1,958	9,886
Honduras	108	11	199	571

Oceania

Country	Total Deaths	Total Deaths Per 1M Pop	Total Cases Per 1M Pop	Total Tests Per 1M Pop
Australia	97	4	272	32,749
New Zealand	21	4	310	40,270
Fiji			20	1,450
France Territory Oceania			277	28,761
Papua New Guinea			1	268

Oceania

Country	Total Deaths	Total Deaths Per 1M Pop	Total Cases Per 1M Pop	Total Tests Per 1M Pop
Brazil	11,123	52	765	1,597
Ecuador	2,127	123	1,675	4,777
Peru	1,889	57	2,041	15,314
Colombia	463	9	217	2,975
Chile	312	16	1,510	14,683
Argentina	305	7	134	1,837

Covid 19 Type By Continent, Country & Province / State

Continent, Country, Country/...

Month

Date Range For Trends

Navigation

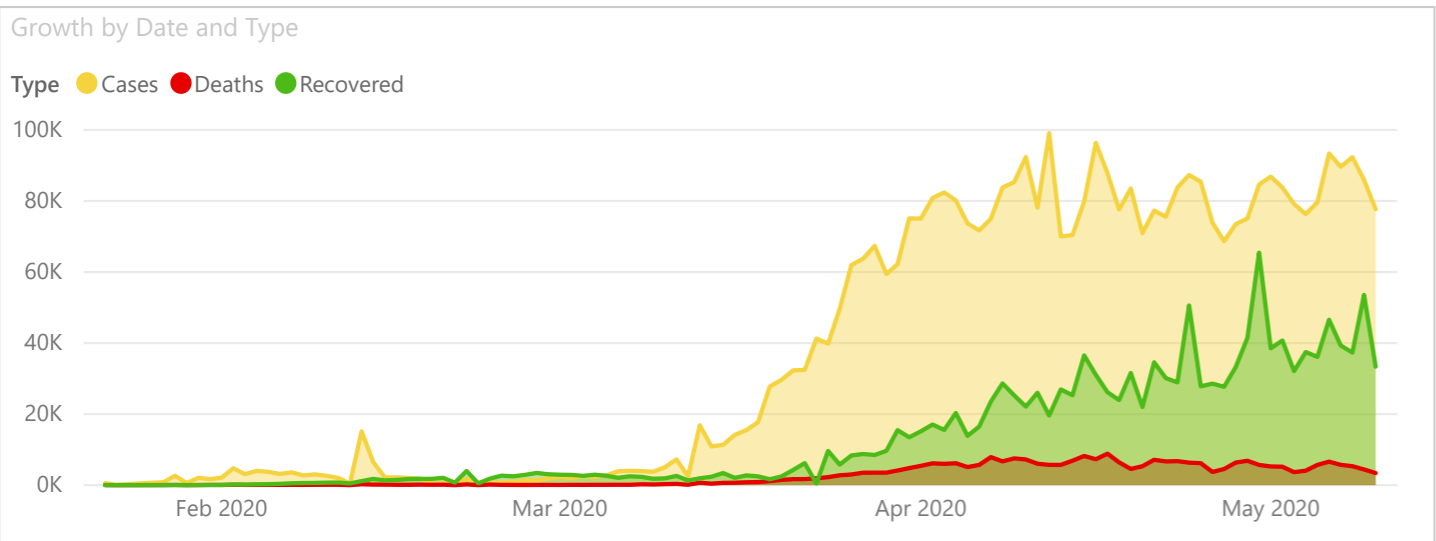


Continent	Cases	Deaths	Recovered
Europe	1,587,108	152,729	616,855
North America	1,462,233	88,978	281,388
Asia	668,427	22,181	371,471
South America	310,189	16,388	108,640
Africa	64,752	2,301	22,683
Oceania	8,413	115	7,518
Total	4,101,699	282,709	1,408,980

34.35%
Recovered % Cases

6.89%
Death % Cases

58.76%
Active % Cases

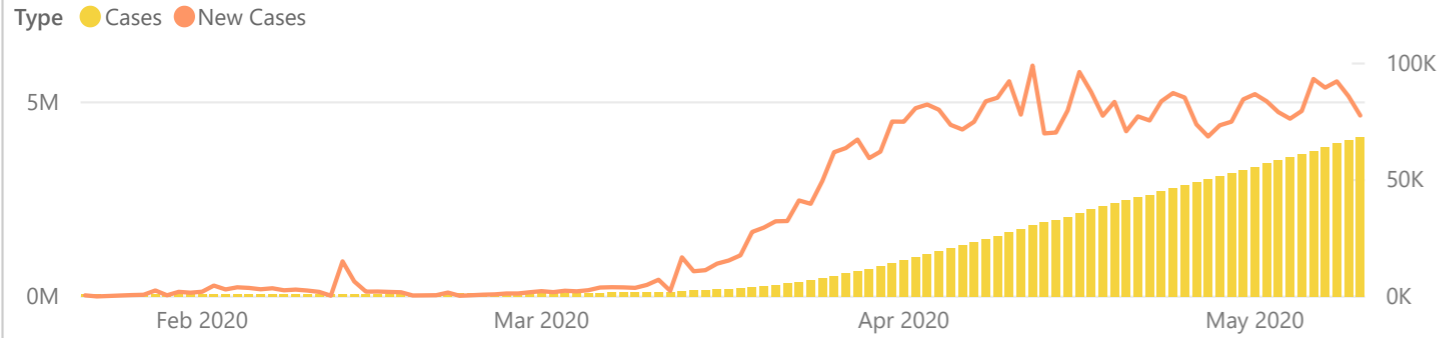


Continent, Country, Country/... ▼
 ▼

Date Range For Trends ▼



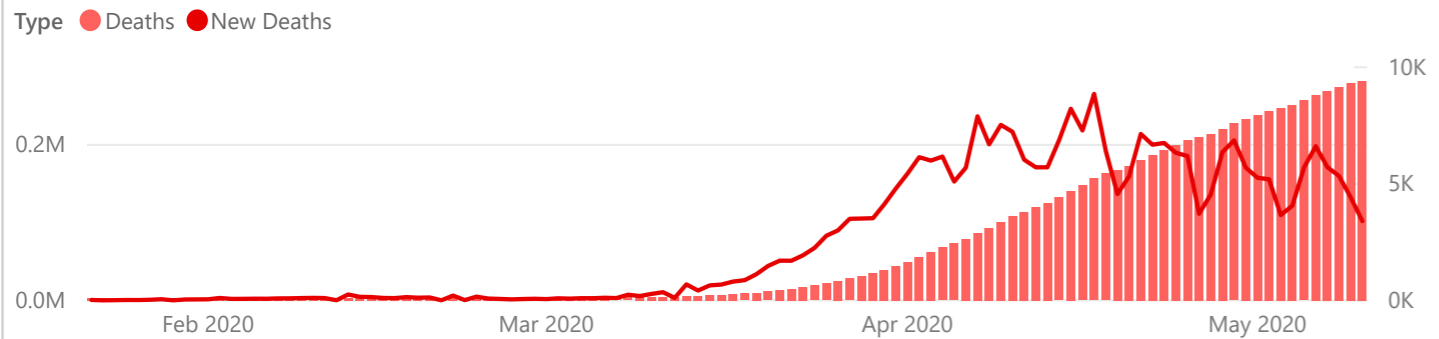
Total Cases and New Cases by Date



New Cases Highest Date Contribution - Top 20

12/04/2020	10/04/2020	17/04/2020	09/05/2020	30/04/2020	08/04/2020	19/04/2020	03/04/2020
99,113	92,395	87,842	85,945	84,623			
16/04/2020	08/05/2020	24/04/2020	25/04/2020	02/05/2020	83,794	83,544	82,416
96,368	92,346	87,328	85,409	83,807			
06/05/2020	07/05/2020	01/05/2020	09/04/2020	23/04/2020	02/04/2020	04/04/2020	
93,378	89,649	86,867	85,323	83,795	80,827	80,166	

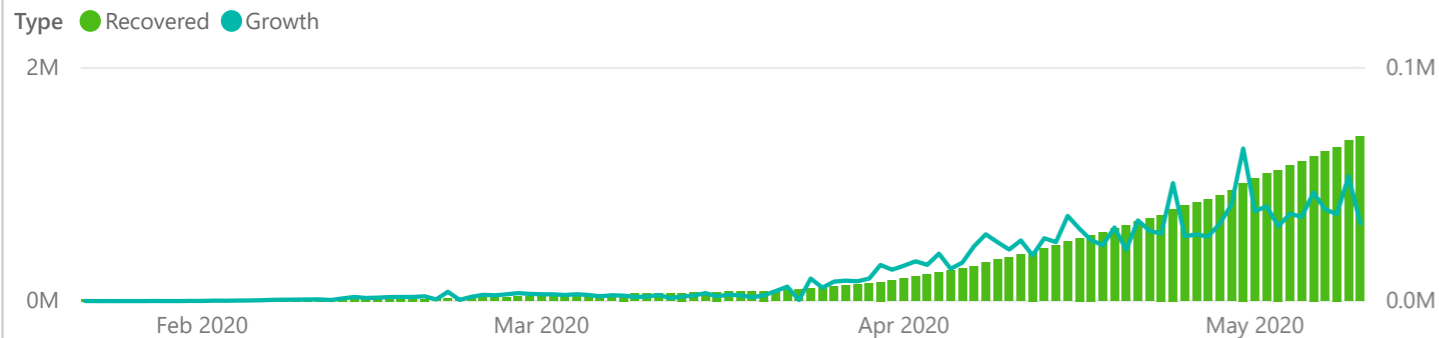
Total Deaths and New Deaths by Date



New Deaths Highest Date Contribution - Top 20

17/04/2020	09/04/2020	21/04/2020	23/04/2020	06/05/2020	24/04/2020	25/04/2020	04/05/2020
8,858	7,528	7,139	6,753	6,616			
15/04/2020	16/04/2020	14/04/2020	08/04/2020	18/04/2020	6,332	6,190	6,169
8,220	7,287	6,878	6,692	6,410			
07/04/2020	10/04/2020	29/04/2020	22/04/2020	28/04/2020	02/04/2020	11/04/2020	
7,895	7,231	6,864	6,676	6,357	6,142	6,033	

Total Recoveries and New Recoveries by Date



New Recoveries Highest Date Contribution - Top 20

30/04/2020	24/04/2020	02/05/2020	04/05/2020	05/05/2020	28/04/2020	03/05/2020	19/04/2020
	50,605	40,722	37,488	36,108			
65,461	06/05/2020	07/05/2020	08/05/2020	21/04/2020	33,278	32,099	31,588
09/05/2020	46,581	39,328	37,309	34,597	16/04/2020	23/04/2020	
	29/04/2020	01/05/2020	15/04/2020	10/05/2020	22/04/2020		
53,574	41,470	38,529	36,536	33,356			28,934

Covid 19 Confirmed Cases By Continent, Country & Province / State

Continent, Country, Country/...

DynamicDate

Date Range For Trends

Navigation

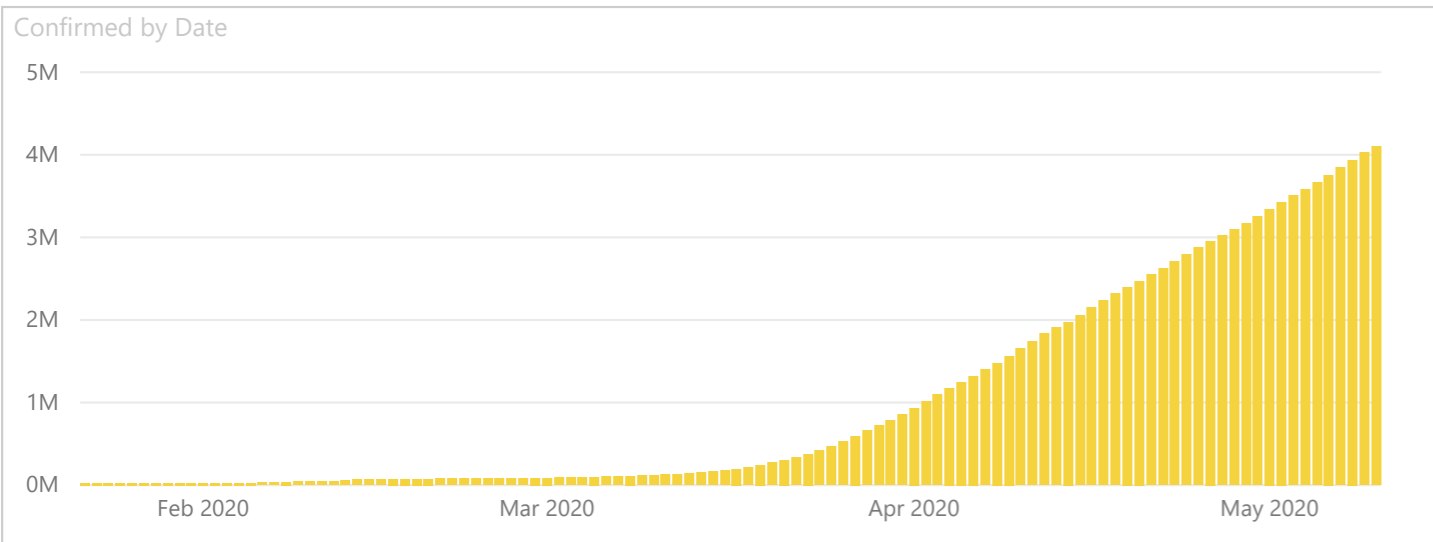
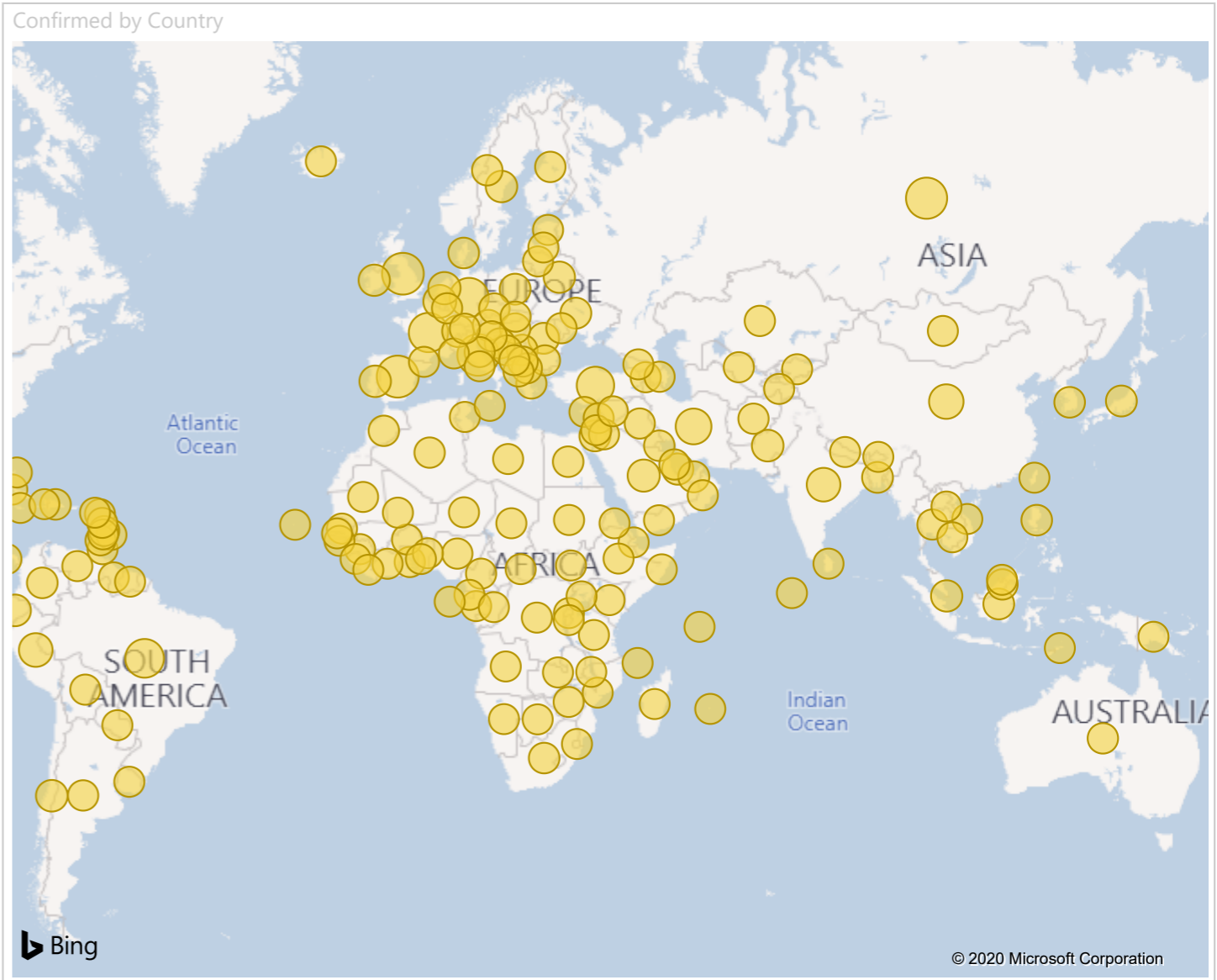


10/05/2020

Country	Confirmed	Deaths	Recovered
+ USA	1,329,260	79,526	216,169
+ Spain	224,350	26,621	136,166
+ UK	220,204	31,919	861
+ Italy	219,070	30,560	105,186
+ Russia	209,688	1,915	34,306
+ France	175,027	26,341	55,062
+ Germany	171,879	7,569	144,400
+ Brazil	162,699	11,123	64,957
+ Turkey	138,657	3,786	92,691
+ Iran	107,603	6,640	86,143
+ China	83,826	4,635	78,989
+ Canada	70,790	5,004	32,760
Total	4,101,699	282,709	1,408,980

4,101,699

Confirmed



Covid 19 Deaths By Continent, Country & Province / State

Continent, Country, Country/...

DynamicDate

Date Range For Trends

Navigation

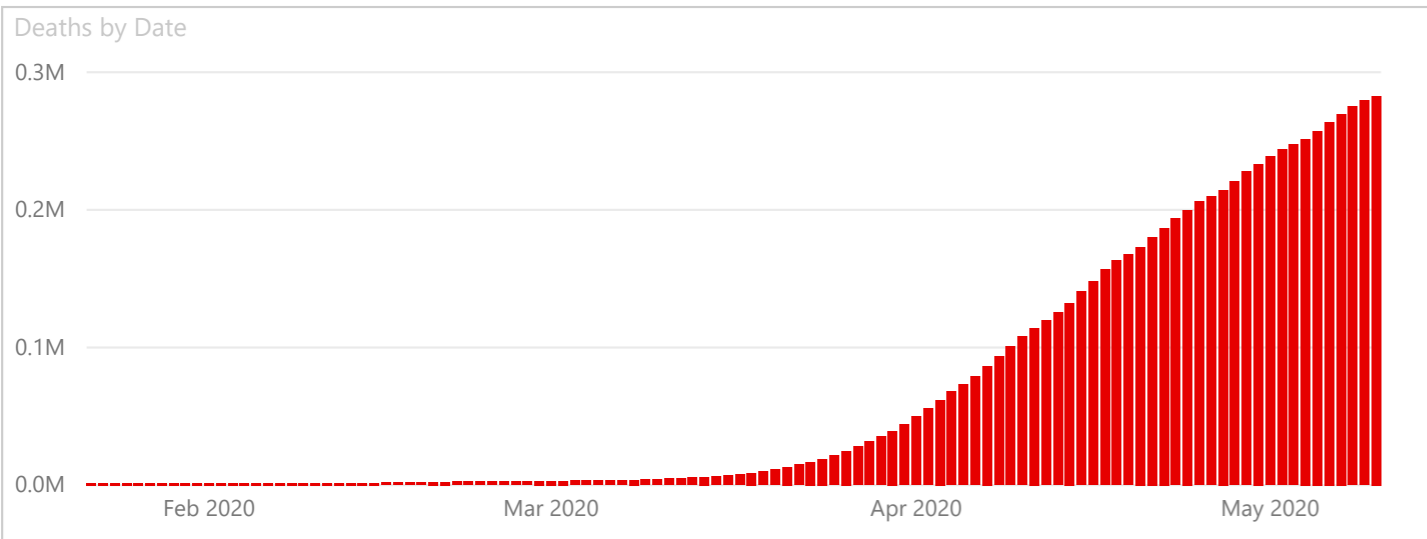
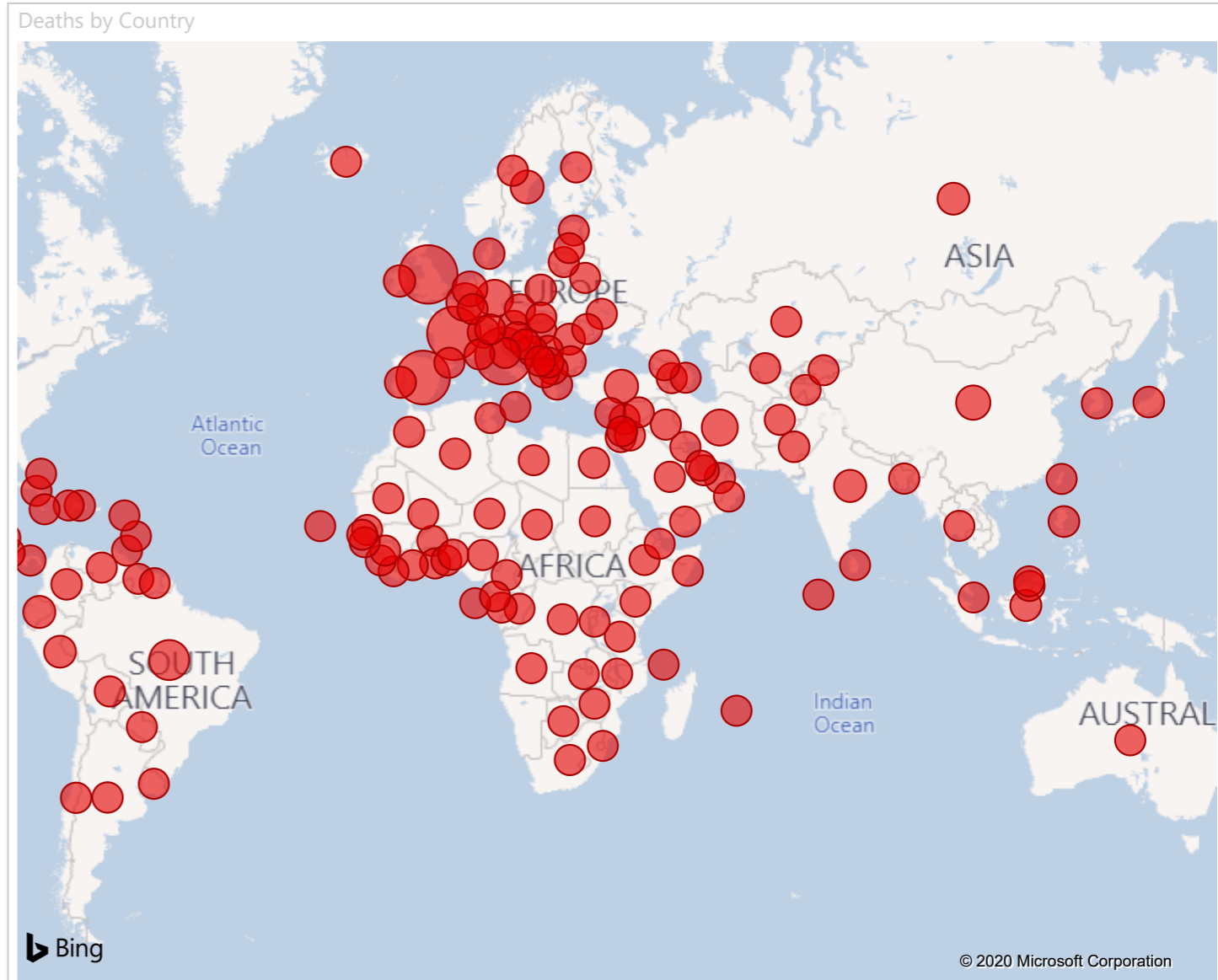


10/05/2020

Country	Deaths	Confirmed	Recovered
USA	79,526	1,329,260	216,169
UK	1,919	220,204	861
Italy	10,560	219,070	105,186
Spain	26,621	224,350	136,166
France	26,341	175,027	55,062
Brazil	11,123	162,699	64,957
Belgium	8,656	53,081	13,642
Germany	7,569	171,879	144,400
Iran	6,640	107,603	86,143
Netherlands	5,440	42,627	0
Canada	5,004	70,790	32,760
China	4,635	83,826	78,989
Total	282,709	4,101,699	1,408,980

282,709

Deaths



Continent, Country, Country/...

DynamicDate

Date Range For Trends

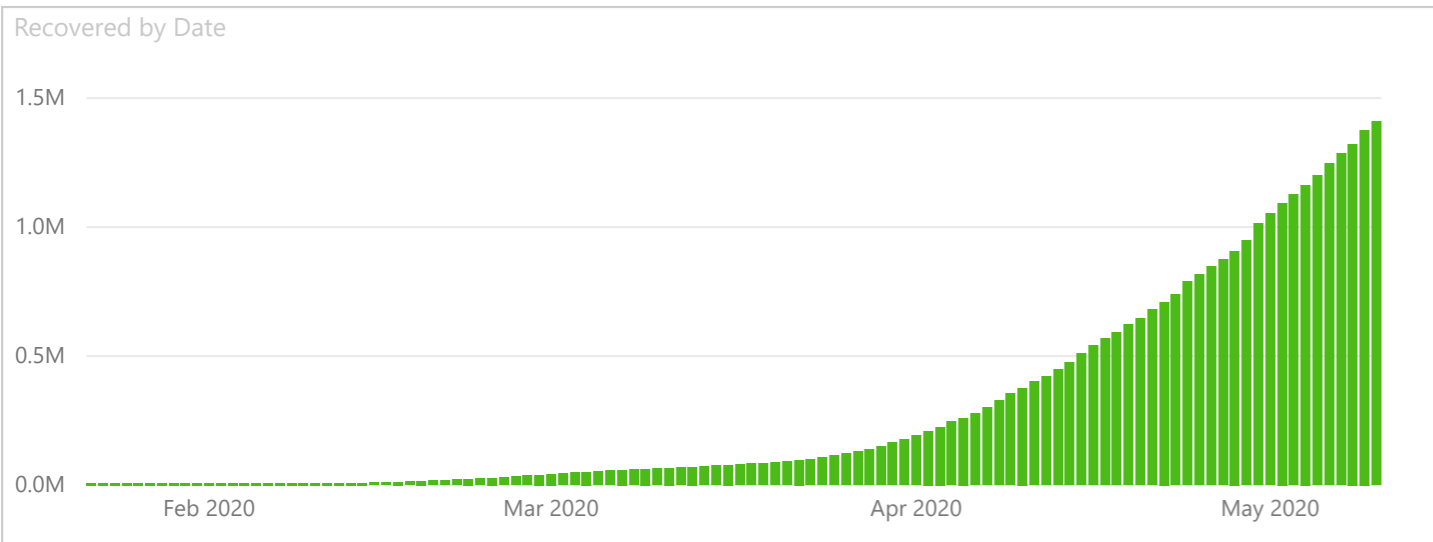
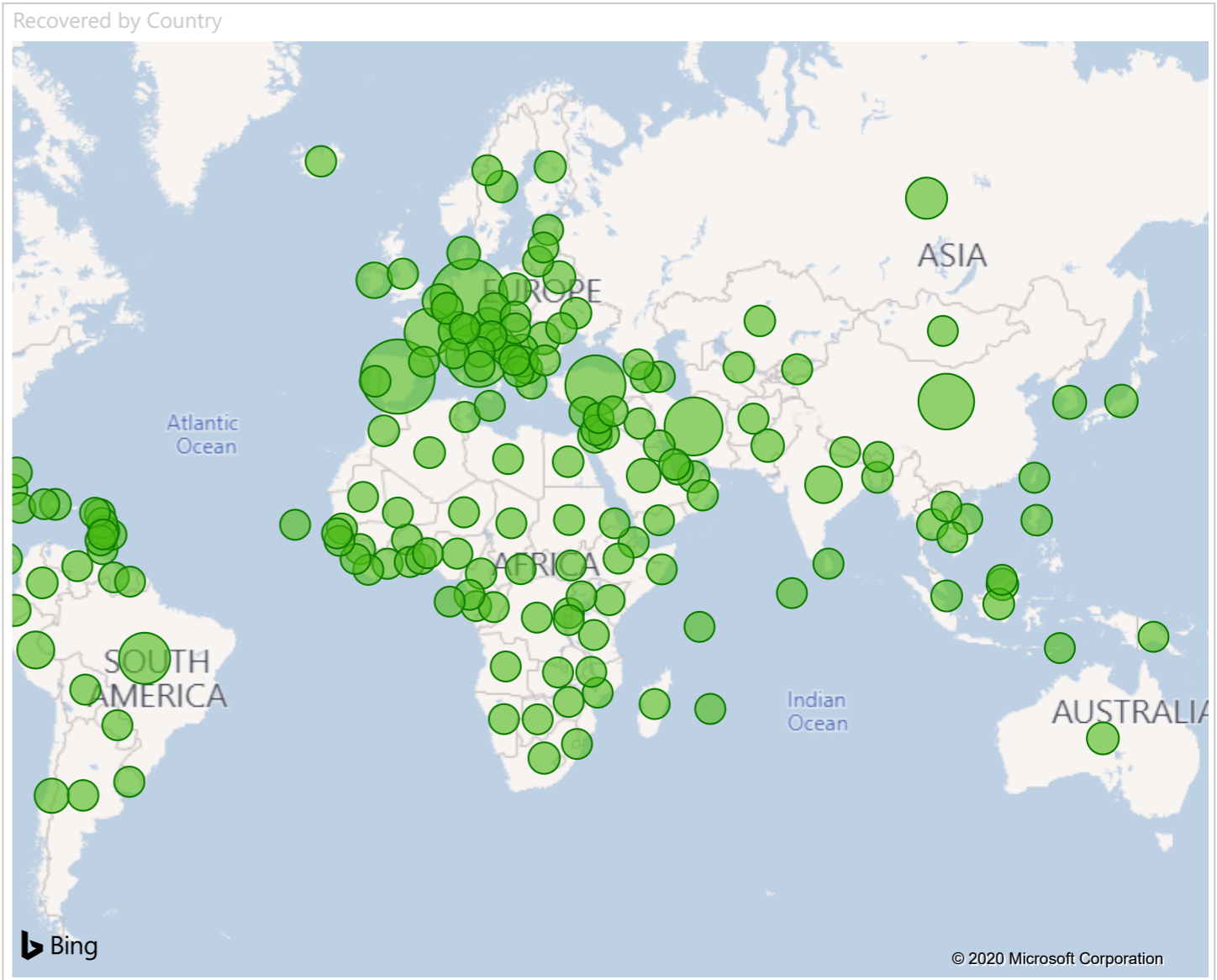


10/05/2020

Country/Region	Recovered	Confirmed	Deaths
USA	216,169	1,329,260	79,526
Germany	144,400	171,879	7,569
Spain	136,166	224,350	26,621
Italy	105,186	219,070	30,560
Turkey	92,691	138,657	3,786
Iran	86,143	107,603	6,640
China	79,167	84,010	4,637
Brazil	64,957	162,699	11,123
France	56,327	177,094	26,383
Russia	34,306	209,688	1,915
Canada	32,109	70,091	4,991
Switzerland	26,600	30,305	1,833
Total	1,408,980	4,101,699	282,709

1,408,980

Recovered





Excel & Power BI Datasets

Data Validity Considerations



Lots of metrics but only for Today and Yesterday

<https://www.worldometers.info/coronavirus>

Up to Today



Daily Confirmed Cases from early January 2020

https://data.humdata.org/hxlproxy/data/download/time_series_covid19_confirmed_global_narrow.csv

Daily Data Until Yesterday



Daily Confirmed Deaths from early January 2020

https://data.humdata.org/hxlproxy/data/download/time_series_covid19_deaths_global_narrow.csv

Daily Data Until Yesterday



Daily Confirmed Recoveries from early January 2020

https://data.humdata.org/hxlproxy/data/download/time_series_covid19_recovered_global_narrow.csv

Daily Data Until Yesterday

Daily data is updated throughout the day. Today's data can be yesterday !

Regional considerations

Data refreshes, when Excel file is first opened. Can be manually refreshed by a Refresh All in Excel. In the morning UK time, there is no European data for Today. Late afternoon for Asia, Today's data becomes Yesterdays data

Inconsistency of data. Inconsistency or reporting my countries.

Regional considerations

Many countries only include data where people have been hospitalised. In many cases, non Hospital Deaths have not been included in the numbers or only included from a certain date.

Countries appearing in weird continents

Regional and sovereign considerations

Hierarchy is Continent -> Country -> Province/Region. Some countries appear in two continents e.g UK -> Europe but also UK -> South America as the Falkland Islands are a UK country just off Argentina

Vessel is a pseudo continent

Regional and sovereign considerations

There were two vessels at sea when outbreaks of Corona virus occurred. These are catalogued as two separate countries



Version, Date and Detail

- V1.0 07/05/2020 First release using Powerquery and Power BI dashboard model
- V1.1 08/05/2020 Few cosmetic and Change Control updates
- V1.2 10/05/2020 Changed ALL Data Sources privacy levels to all organisational
- V1.3 11/05/2020 Tidying of Visual Headers and Linked In links
- V1.4 11/05/2020 Amended DateDisplay measures and Province field
- V1.5 11/05/2020 YouTube channel plus packaging



Paul Martin

pmartin@excelinbusiness.com

Andrew Mills

amills@excelinbusiness.com

Bill Angold

bangold@excelinbusiness.com

Baha Adams

badams@excelinbusiness.com

Nico Kichenbrand

nkichenbrand@excelinbusiness.com

Chris King

cking@excelinbusiness.com